





# Introduction

---

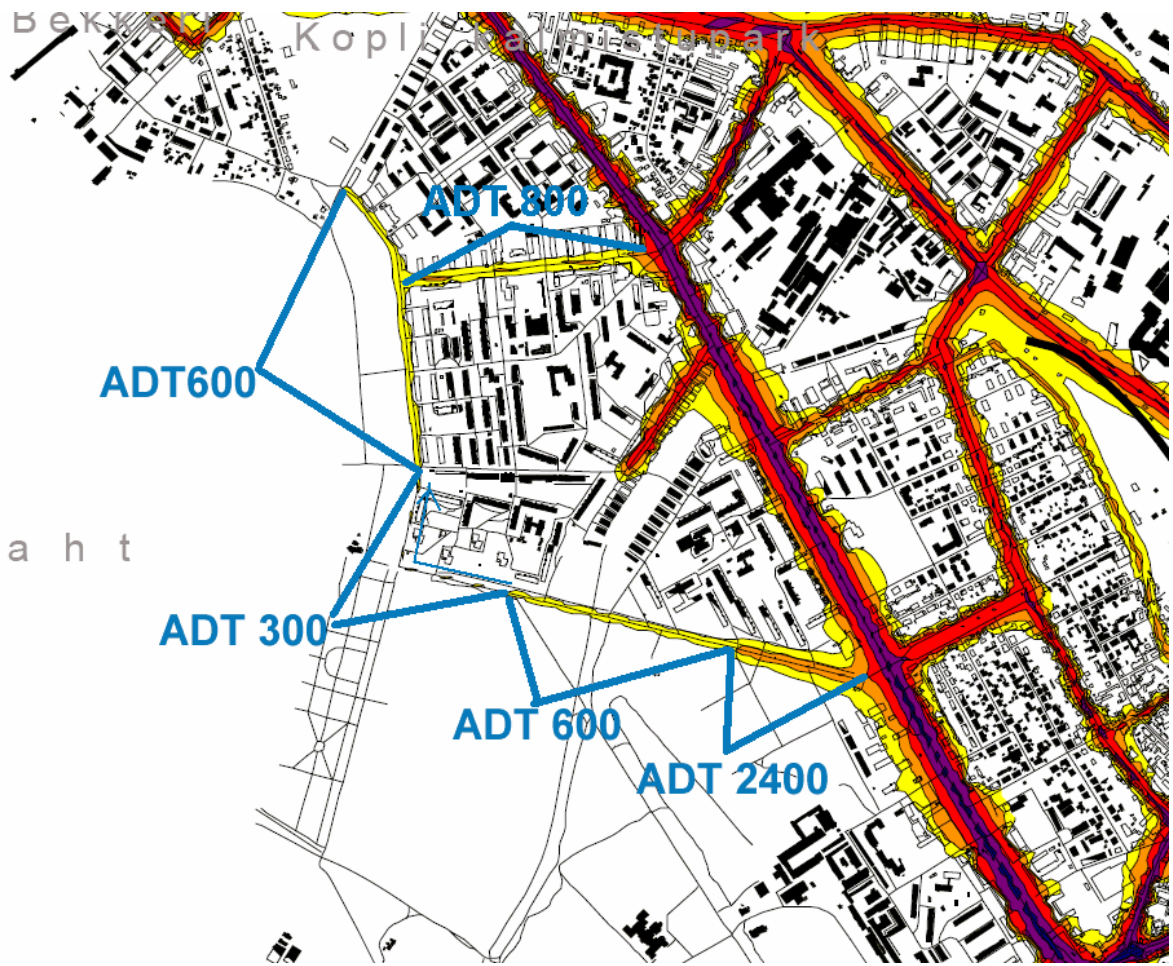

- Table of contents:
- Charts, action plans and legal documents
- Complaints, characteristics and a comparison of different complaints
- Solutions
- Examples



# Charts, action plans and legal documents

---

- Strategic chart of noise in Tallinn
- Chart that combines noise from traffic (car, streetcar, train, airplanes) and noise from industrial activities (mostly harbor)
- Data from the chart has been submitted to European Commission



K o p l i l a h t




# Charts, action plans and legal documents

---

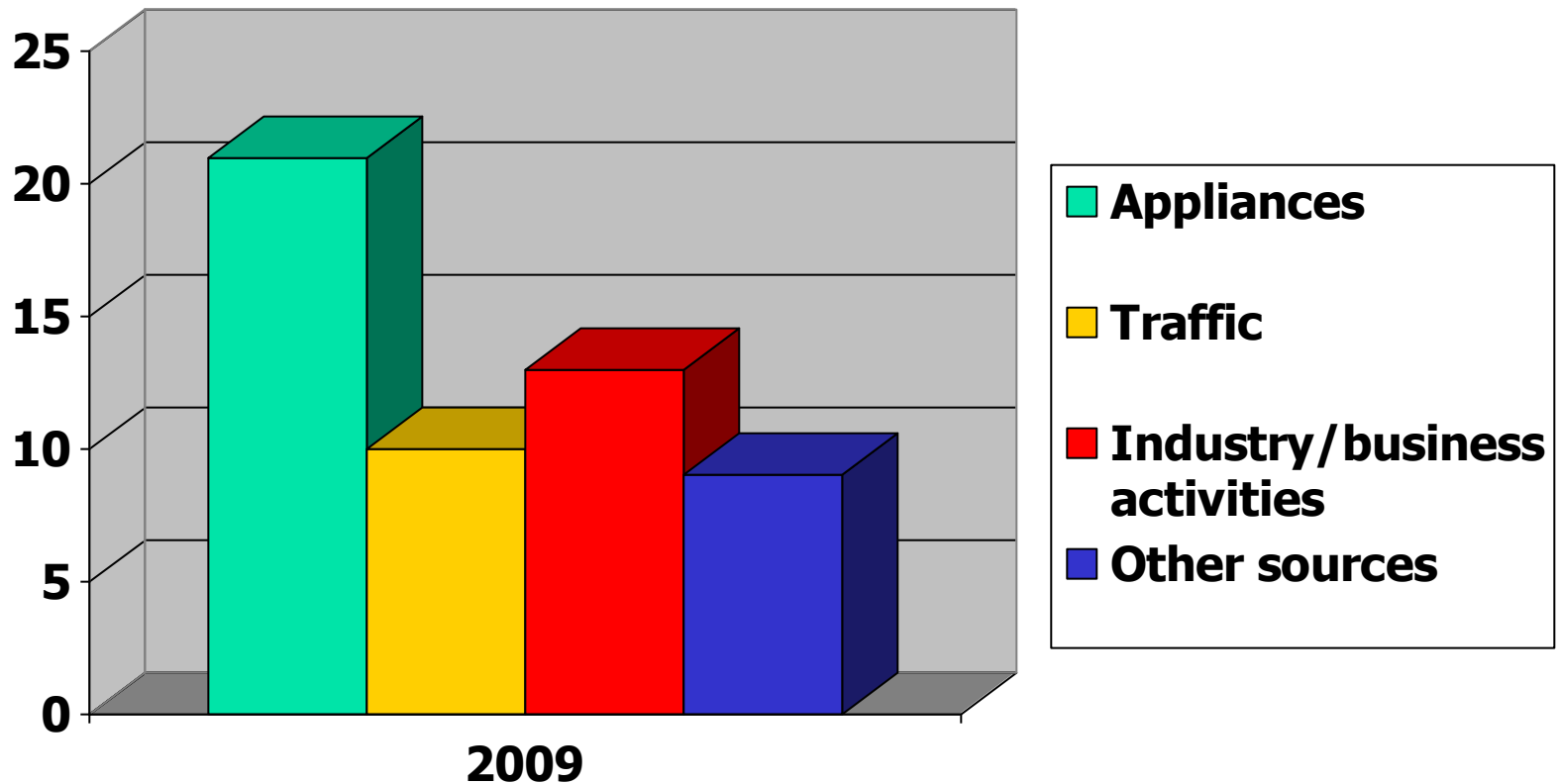
- Action plan to reduce environmental noise in Tallinn:
  - Plan has been constructed in the year 2009
  - Action plan gives estimated number of people exposed to the noise and measures or steps to alleviate or improve their situation

# Charts, action plans and legal documents

- Government regulations (Decree nr. 42 from the Minister of Social affairs)
- Limits and margins to the different variations of noise



# Complaints, characteristics and a comparison of different complaints





# Solutions

---

- **Traffic:**
  - Effective city planning
  - Barriers
  - Necessary constructional steps and measures
- **Appliances:**
  - Barriers
  - Use silencers if possible
  - Necessary constructional steps and measures




# Solutions

---

- **Industry**
  - Effective city planning
  - Barriers
  - Necessary constructional steps and measures
  - Using correct timetable
- **Other sources**
  - Necessary constructional steps and measures
  - Using correct timetable and programme
  - Effective planning

# Examples



# Examples



# Examples



X-GIS. Maa-amet. Kõik õigused kaitstud.



# Thank you for listening!

---

- Questions?