



Tervise Arengu Instituut
National Institute for Health Development

Health Statistics in Estonia

Health Statistics Department
03.06.2010

Estonian health information system —

Main responsible institutions

<p>Health Statistics Department National Institute for Health Development (NIHD)</p>	<p>Statistics on in-patients, outpatients, health personnel, hospital capacity, health facilities, monetary and health expenditure statistics</p>
<p><i>Registers</i> National Institute for Health Development (NIHD)</p>	<p><i>Birth -, Causes of Deaths -, Cancer -, Tuberculosis Registers, Pregnancy Termination Database, Drug Treatment Database</i></p>
<p><i>Other departments</i> National Institute for Health Development (NIHD)</p>	<p><i>HBSC, Survey on Health behaviour of adult population (Finnbalt survey), Estonian HIS, Cohort surveys etc Surveillance and Evaluation, impact analysis</i></p>
<p>Estonian Health Insurance Fund (EHIF)</p>	<p>Statistics on expenditures of health care services, sickness insurance benefits and allowances, compensations for medicine</p>
<p>Health Protection Inspectorate</p>	<p>Statistics on infectious diseases and vaccinations, infectious diseases register</p>
<p>Social Insurance Board</p>	<p>Statistics on disabled persons</p>
<p>State Agency of Medicines</p>	<p>Statistics on pharmaceutical products and pharmacists</p>
<p>Ministry of Social Affairs</p>	<p>Patient Satisfactory Survey, Ad Hoc surveys, impact and other analysis, forecasts</p>
<p>Other</p>	<p>Register of health professionals, Register of health care services providers and licenses, Traffic Board - Traffic accidents; Labour Inspectorate - Occupational accidents and diseases; E-health</p>

Responsibilities of Health Statistics Department (HSD)

- Regular data **compiling**, processing and **analysis**
- Strengthen of **data comparability and development of methodology**, international cooperation
- Data **dissemination**

In NIHD since 2008

HSD staff is about 10 persons



Regular data compiling in HSD

Data collection is not sample-based but all health care providers comprised

- ca 1,300 health care facilities provide 15 (annual, quarterly or monthly) reports via Internet-based data-compiling system (<http://213.184.49.169/aveeb/>)

Aggregated data

- MORBIDITY: new cases, day-care and hospital discharges by diagnosis
 - SERVICES: Outpatient care (visits), dental care, procedures, blood service
 - RESOURCES: health care personnel, hospital beds utilisation, equipment, economic activity, salaries of health care personnel
-
- Statistical register of health care facilities:
 - Health Care Board - registered licences
 - EHIF – list of contractors
 - Business register
 - Tax Board
 - Statistical register of Business units of Statistics Estonia
-
- Other reports presented to the HSD
 - NHA (Statistics Estonia, ministries, EHIF, private insurance companies etc)
 - Health Protection Inspectorate (communicable diseases by counties); Health Care Board – ambulance services by providers; State Agency of Medicines – expenditure on medicine etc



Internet-based data-compiling system

TERVISHOIUSTATISTIKA ARUANNETE INTERNETIPÕHINE KOONDAMINE



► [Esileht](#) | ► [Aruanded](#) | ► [Vormid](#) | ► [Välju](#)

[Kohustused](#) [Esitajad](#) [Isiklik](#) [Eksport](#) [Koondaruanded](#)

[Esitamiskohustused](#) | [Haigla \(2006\)](#) | [Tabeli täitmine](#)

Haigla (2006)

2006 aasta

2. Haiglast lahkunute jaotus soo ja vanuserühmade järgi - Lapsed - täitmine

Testarstiabi AS [10697,99321]

[< Eelmine tabel](#)

[Järgmine tabel >](#)

Statistiline haigusklass	RHK-10 kood	Rea nr	Vanuserühm								KOKKU	
			alla 1 aasta		1-4		5-9		10-14		M	N
			M	N	M	N	M	N	M	N		
A	B	C	1	2	3	4	5	6	7	8	9	10
Kokku		01	30	40	50	60	70	80	90	100	240	280
Teatavad nakkus- ja parasiithaigused	A00-B99	02	35	45	55	65	75	85	95	105	260	300
Kasvajad	C00-D48	03	40	50	60	70	80	90	100	110	280	320
Vere- ja vereloomeelundite haigused ning teatavad immuunmehhanismiga seotud haigusseisundid	D50-D89	04	45	55	65	75	85	95	105	115	300	340
Sisesekretsiooni, toitumis- ja ainevahetusehaigused	E00-E90	05	50	60	70	80	90	100	110	120	320	360
Psüühika- ja käitumishäired	F00-F99	06	55	65	75	85	95	105	115	125	340	380
Närvisüsteemihäigused	G00-G99	07	60	70	80	90	100	110	120	130	360	400
Silma- ja silmamanuste haigused	H00-H59	08	65	75	85	95	105	115	125	135	380	420
Kõrva- ja nibujätkehaigused	H60-H95	09	70	80	90	100	110	120	130	140	400	440
Vereringeelundite haigused	I00-I99	10	75	85	95	105	115	125	135	145	420	460
Hingamiseldundite haigused	J00-J99	11	80	90	100	110	120	130	140	150	440	480
Seedeelundite haigused	K00-K93	12	85	95	105	115	125	135	145	155	460	500
Naha- ja nahaaluskoe haigused	L00-L99	13	90	100	110	120	130	140	150	160	480	520
Lihaskonna ja sidekoe haigused	M00-M99	14	95	105	115	125	135	145	155	165	500	540

Done

Health statistics dissemination

Annual statistics is published on the website of NIHD and in database according to the **Release calendar**:

- Annual statistics – 1 year after the reference period (2009 data is published before 31.12.2010)
- Quarterly statistics – 2 months after the reference period

Statistics is published mainly:

- by counties (sub-national level),
- by type of health care provider, mode of production, ownership
- gender, age
- ICD-10



Health statistics dissemination (1)

Via Internet:

1. NIHD – www.tai.ee
2. State Statistical Office – www.stat.ee
3. **NEW!** Health statistics and health surveys database: both in Estonian and English
<http://pxweb.tai.ee/esf/pxweb2008/dialog/statfile1.asp>

Additional information in database:

- Metadata (definitions, methodology, other explanations)
- List of publications
- Contact details of responsible person

In databases of international organisations (*Eurostat, WHO, OECD*)



Health statistics dissemination (2)

Paper publications

- Estonian Health Statistics 1992–1999, 2000–2001, 2000–2002, 2003, 2004, 2005-2008
- Nordic-Baltic Health Statistics 2006, *Nomesco*
- *Health Statistics in Estonia and Europe 2007*
- Health in Baltic Countries – annually

Information days for data providers

Press releases, news on the website

Health statistics seminars for public

Request for information
















Health statistics and surveys database


[Beginning of database](#) - [Subject areas](#) - [Tables](#)

SR01: Livebirths by mothers' age group and county

[Definitions and Methodology](#) [Footnotes](#) [Information details](#)

Mark your selections and choose between table on screen and file format. [Marking tips](#)

Year      0/9	County   0/18	Age group    0/12
<div style="border: 1px solid #ccc; padding: 5px;"><ul style="list-style-type: none">2000200120022003200420052006</div>	<div style="border: 1px solid #ccc; padding: 5px;"><ul style="list-style-type: none">EstoniaHarju county..TallinnHiiu countyIda-Viru countyJõgeva countyJärva county</div>	<div style="border: 1px solid #ccc; padding: 5px;"><ul style="list-style-type: none">All age groups10-1415-1718-1925-2930-34</div>
Search <input type="text"/>  <input type="checkbox"/> Text start	Search <input type="text"/>  <input type="checkbox"/> Text start	Search <input type="text"/>  <input type="checkbox"/> Text start

For variables marked  you need to select at least one value

The table contains a total of 1944 data cells (162 rows and 12 columns)

Presentation on screen is limited to 2000 rows and 80 columns.

Number of selected data rows 0

Number of selected data columns 0

Download total.

Table on screen, layout 1

Select an option and press

Continue

Health statistics dissemination

Publications



Users of statistics

Ministry of Social Affairs

- Assessment of development plan's indicators, impact of strategies
- Planning: resources planning, budget, health care staff, wages, request of services, hospitals volume of mode of production
- Monitoring of hospitals work and stability in the system

Statistics Estonia: data publication in official statistical database

Counties

- Comparison with other regions
- Resource and work planning
- Planning of number of family doctors offices
- Long-term-care planning

Umbrella organisations – negotiations and advocacy, development plans

Pharmaceutical and medical equipment companies – business plans

Universities – R/D

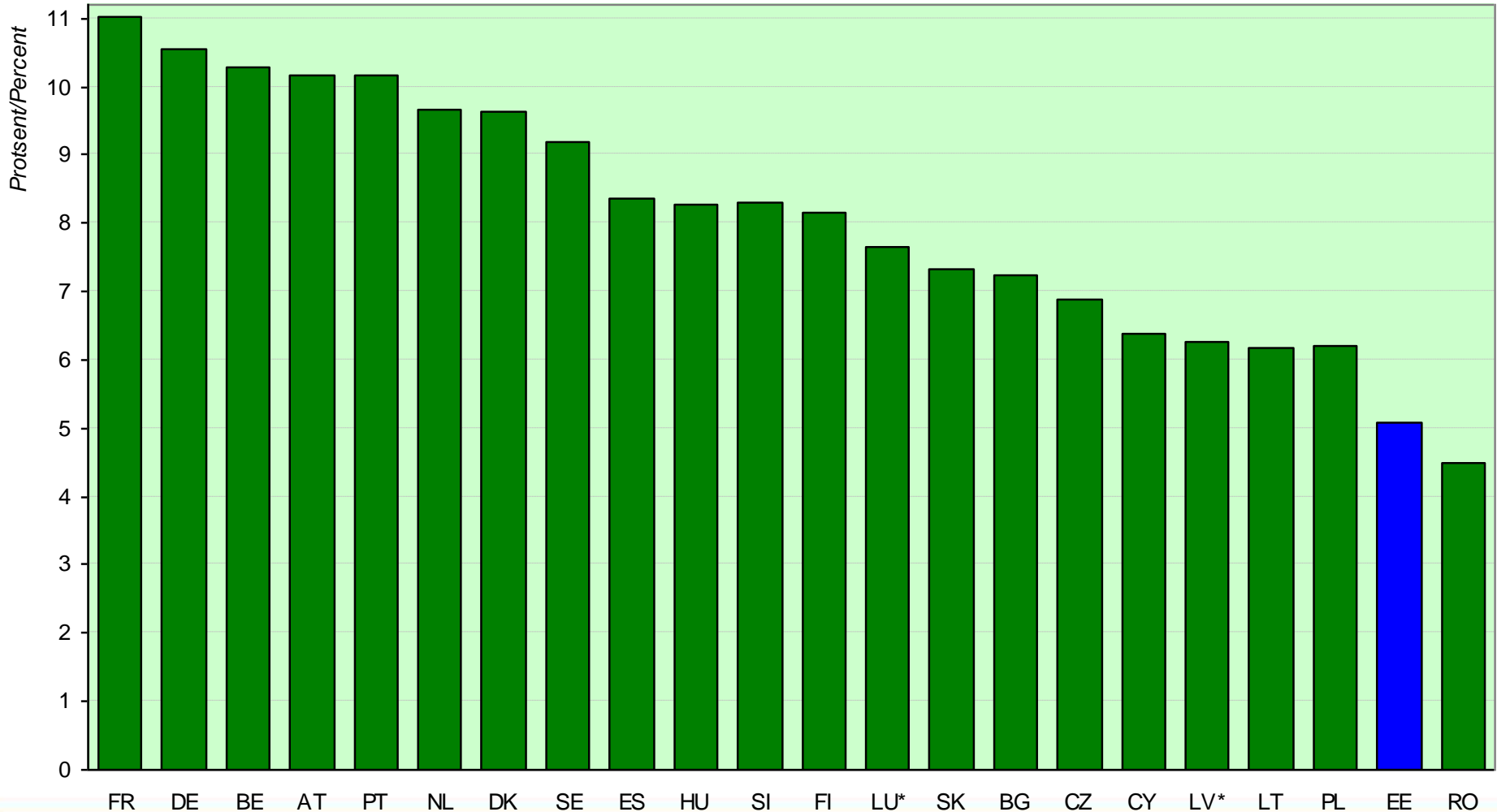
Media – “interesting stories”

International organisations: OECD, Eurostat, WHO



Total expenditure of health care in percentage of GDP, 2006

Source: Eurostat, NIHD



Riigid/Countries

Health statistics and health surveys database in Estonian and in English: <http://www.tai.ee/tstua>

Health Statistics Department information currently
www.tai.ee → Research Centre



Thank you!

